


# Installation Guide



**Universal Interface Panel TCD-501-A**

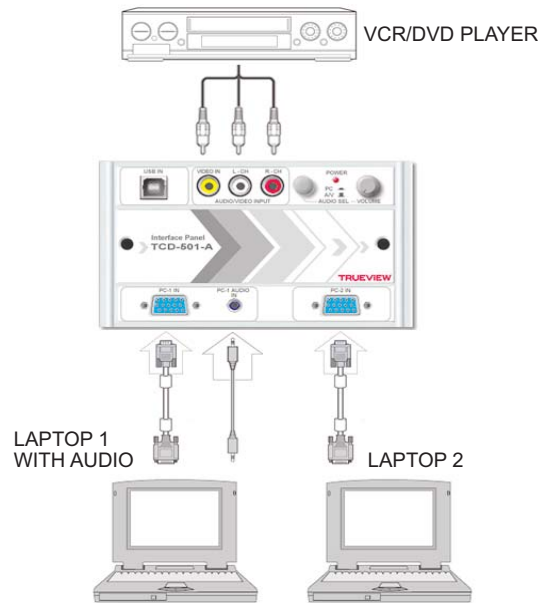
**CAUTION**

- Make sure the positive (+) and negative (-) terminals are in their correct order before connecting the power source.
- Be sure that the unit is at OFF mode before turning ON the main power source.


# User Operation Guide

# Installation Guide

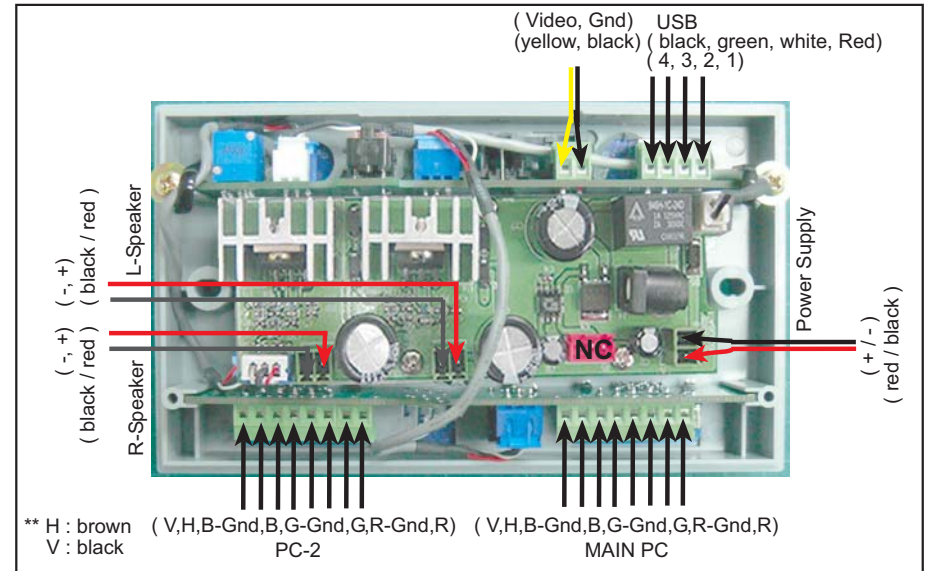
## Connecting to Computer and AV Equipment



## Package Contents



## \* Wiring configuration and connection to Audio and Video equipments.



**Max Output Power :** 30 Watts

**Speaker Impedance :** 4 to 16 ohm, Max input Power 30 Watts

**Input Terminal :**

- 1 x PC-15-Pin HD Female with Audio
- 1 x PC-15-Pin HD Female
- 1 x Video/Audio
- 1 x USB-B

**Output Terminal :**

- 1 x Video 3.5mm screw type connector
- 1 x Stereo Audio 3.5mm screw type connector
- 1 x USB 3.5mm screw type connector
- 2 x VGA 3.5mm screw type connector

**Dimensions (LxWxH) :** 149 x 88 x 31mm

\* Specifications are subject to changes without notification